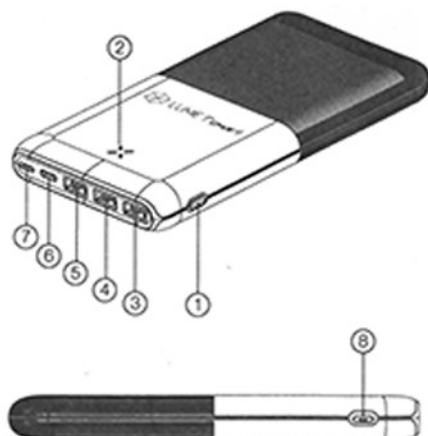


## Product Component Introduction

- ① Power button
- ② LED indicator
- ③ USB Output port 3
- ④ USB Output port 2
- ⑤ USB Output port 1
- ⑥ Type-C Input/Output port
- ⑦ Lightning Input port
- ⑧ Micro-USB Input port



## Specifications

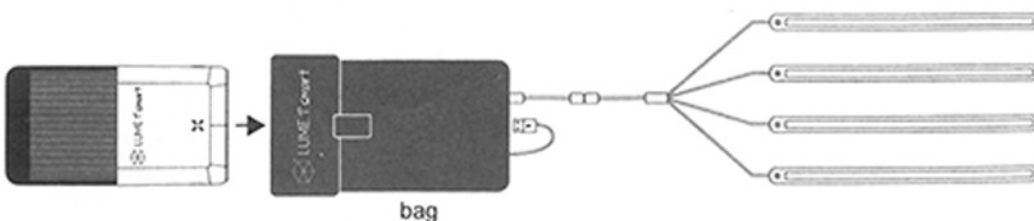
Model: LUME-1 smart	Item No: 12314
Capacity	20000mAh 77Wh
Lightning Input	5V-2.0A
Micro-usb Input	5V-2.0A/9V-2.0A
Type-C Input	5V-3.0A/9V-2.0A
Type-C Output	5V-3.0A/9V-2.2A/12V-1.5A
Output 1/2	5V-2.4A
Output 3	5V-3.0A/9V-2.0A/12V-1.5A
Size	156.4x83x17.3mm
Weight	326g

## Power indicator

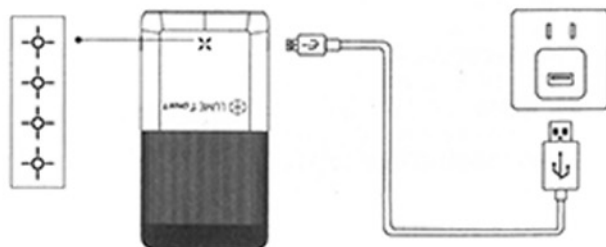
Press the power button and the LED indicator lights will show approximately how much power remains. See chart below:

Power Indicator	Power Indicator	Two light on	Three light on	Four light on
Battery status	≤25%	25%~50%	50%~75%	75%~100%

## Use with LUME-1 smart set



## Charge the battery until the LED stop blinking



\*To preserve battery lifespan, use and recharge at least once every 4 months. When your power bank is fully charged, the LED indicators will fully light up and stop blinking. To give your power bank fastest, safest recharge, use an original LUME-1® smart high-speed power or an other certified adapter.